






The Rookeries EYFS: Home Learning Schedule

W/C 15 th June	Monday	Tuesday	Wednesday	Thursday	Friday
<p>Story time <i>Each week different Early Years staff will read a story to you. This week it is the staff at Orchard Head Primary School.</i></p>	<p>A Dinosaur Pooped A Planet Can you create your own Dinosaur? What does your dinosaur look like? How long are its arms? What does it eat? Don't forget to give it a name!</p>	<p>A Dinosaur Pooped The Past Can you find a photo of someone you live with when they were younger? Can you describe them?</p>	<p>Beegu Using the example below can you draw a speech bubble and imagine what Beegu is saying?</p>	<p>Aliens Love Underpants Can you draw a picture of some underpants which have a repeated pattern on? (For example – blue, white, blue, white).</p> 	<p>How To Catch A Star Can you write a wish or a goal? You may write it on a cut-out star.</p>
<p>Phonics 9:30 – 10:15am</p>	<p>RWI Set 2 Phonics. Click on the above link and scroll down on You Tube. Click on Set 2 speedy sound 'ou'. After the session can you say or write as many words with this sound in 3 minutes?</p>	<p>RWI Set 2 Phonics Click on the above link and scroll down on You Tube. Click on Set 2 speedy sound 'oy'. After this session can you find any words in books with this sound?</p>	<p>RWI Set 2 Phonics Click on the above link and scroll down on You Tube. Click on Set 2 speedy sound 'ay'. After the session can you write a sentence with the word 'play' in it?</p>	<p>RWI Set 2 Phonics Click on the above link and scroll down on You Tube. Click on Set 2 speedy sound 'ee'. After the session write as many words with the 'ee' sound in 3 minutes</p>	<p>RWI Set 2 Phonics Click on the above link the link and scroll down on You Tube. Click on Set 2 speedy sound 'igh'. After the session can you write a sentence with the word 'night' in?</p>
<p>This week our sounds will be: <i>Ou, oy, ay, ee, igh.</i></p>	<p>Remember to share your learning on Class Dojo or Tapestry! <i>Take a photo of your work and upload it to the Portfolio section for your teacher to see.</i></p>				
					
<p>Maths 10:45 – 11:30am</p> <p>This week our learning will all be on:</p>	<p>Can you count along a number line? Can you say the missing number? Watch this BBC Bitesize video link to help you!</p>	<p>Can you count back along the number line? Can you say the missing numbers?</p>	<p>Can you find one more? Use the link to the Number Blocks video on You Tube to help you! One more</p>	<p>Can you find one less? Can you sing the song 'Ten Green Bottles'? Listen to it on this link. Ten Green Bottles</p>	<p>Can you find one more or less than a number? Play the 'Chopper Squad Game' to help you practise!</p>



*Counting from 0-20 and back.
Finding one more and one less.*

Counting to 20
Could you make a number line like the one in the example below?

Watch this BBC Bitesize video link to help you!
Counting back
Could you practice counting back from 20 on the number line you made yesterday?

Can you count some of your toys? Can you find one more? Maybe you could write the calculation (e.g. $3+1=4$).

Can you play the 'Bottle Take Away Game' here?
Bottle Take Away
Could you line up some of your toys at home and find one less? Maybe you could write the calculation (e.g. $6-1=5$).

Follow the link here!
Chopper Squad
Could you point to a number on the number line and say what is one more or less? Maybe you can count objects around the house and say one more or less?

Creative Ideas: The stories this week are based around space.

Could you make a model of a rocket at home to blast off into space? Maybe you could make some aliens or a planet? Who might live on your planet?

We can't wait to see what you have been learning and making at home!



Having any problems with the tasks?

Feel free to pop any questions or issues onto our class Padlet [here!](#)



**A live discussion and feedback session, with your classmates and teacher, about each day's learning is coming soon.
Look out for further details about how to access this fantastic resource!**

